

Ecumenical Youth Services - International workcamps 2017
Statistics (including volunteer camp leaders and camp partners)

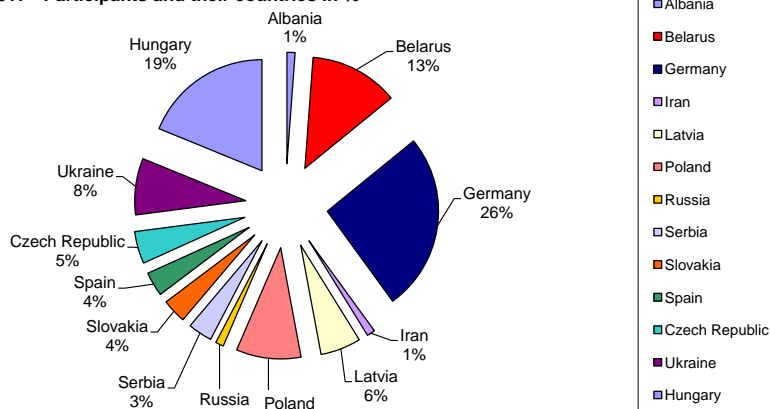
Nationen	Berlin 1 22.7 - 5.8	Hönow 22.7 - 5.8	Berlin 2 5.8 - 19.8	Ruhland 5.8 - 19.8	Bottrop 5.8 - 19.8	Teilnehmende Gesamt	Teilnehmende in %
Albania		1				1	1
Belarus	5	2	4			11	13
Germany	3	4	3	7	5	22	26
Iran					1	1	1
Latvia	2			1	2	5	6
Poland	2	1	4		1	8	9
Russia		1				1	1
Serbia	1			2		3	4
Slovakia		2			1	3	4
Spain	1	1	1			3	4
Czech Republic	1	2	1			4	5
Ukraine		1		1	5	7	8
Hungary	4	1	5	3	3	16	19
Total	19	16	18	14	18	85	100

Women	9	8	9	9	10	45	53
Men	10	8	9	5	8	40	47
Total	19	16	18	14	18	85	100

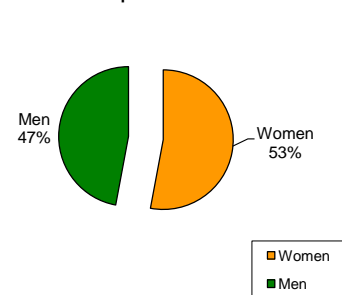
Christian		1			1	2	2
Lutheran	2					2	2
Calvinistic			3			3	4
Reformed	1				1	2	2
Catholic	7	5	7	3	3	25	29
Protestant	2	4	3	6	6	21	25
Orthodox	6	2	4	3	4	19	22
Atheistic	1	1				2	2
Not specified		3	1	2	3	9	11
Total	19	16	18	14	18	85	100

< 18 years	5	3	2	1	1	12	14
18 – 26 years	12	11	14	11	15	63	74
27 +	2	2	2	2	2	10	12
Total	19	16	18	14	18	85	100

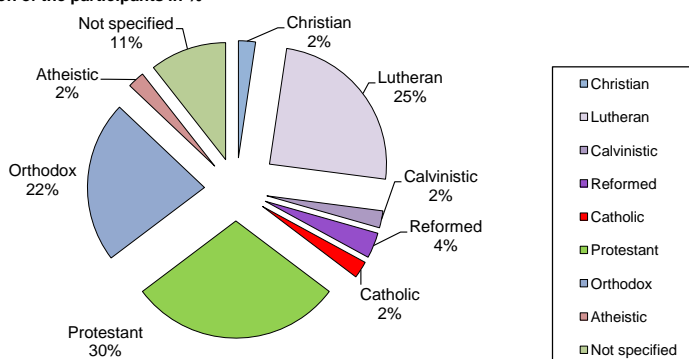
2017 - Participants and their countries in %



2017 - Proportion Women/Men in %



2017- Religion of the participants in %



2017 - Age of the participants in %

